

Young Learners

MITF Seminar V
6.5.2020

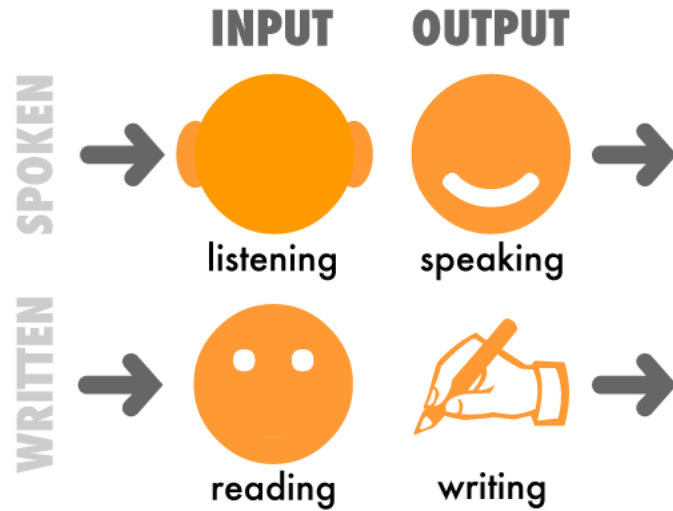
Hanny Fuks
Pedagogical Advisor and Toolbox Manager

Aural-Oral Skills



- Children first speak / listen before they can read or write.
- Basic oral and aural skills development is a good starting point for teaching English as a foreign language.

Aural-Oral Skills



CHANT

Sit, Listen, No Talking, Wait



Aural-Oral Skills

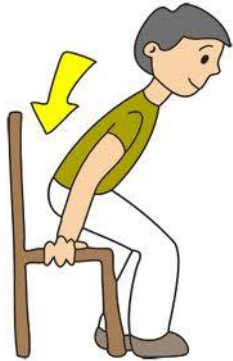
Research shows that young learners need to develop solid aural/oral skills before they begin formal reading instruction.

Aural language - refers to listening.

Oral language - refers to speaking.

Song & Game

1



2



<https://www.youtube.com/watch?v=G0HoUDhRpKA>

Sing Learn and Move Around

Actions



Oral /Aural Stage

- Meaningful Interaction: Expose pupils to the language through natural discourse for authentic purposes.
- Familiarize pupils with the sound system of the language.
- Develop a broad lexical and linguistic base
- Provide multiple means of language input and use (stories, songs, drama, dialogues etc.)

- Providing opportunities for oral interaction in the foreign language to understand and convey meaning.
- While aural-oral skills are developing, read to the pupils in a variety of genres.

Very First Lesson/s

- Introduce yourself in L1/L2
- Equipment for the English class
- Warm –up (good morning, what’s your name?)
- Why is it important to learn English?
- Name Cards
- Cognates

COGNATES

Show the pupils how much English they know!

Most Foundation Level Stage 1 books begin with a page with cognates, or a song with cognates.

Show Flashcards with cognates.

“I can see a phone”

Cognates are also used to teach sound-letter correspondence.

Aural-Oral Lesson Components

1. Warm up (greetings, chants, songs, dialogues ,etc)

2. Review and presentation of new material

3. Practice – Orally (frontal, pair work)

Practice – Written Work (without words!!)

- picture dictation

- draw/color/circle

4. Closure

How to Begin

“Warm-Up” part of the lesson:

1. Teach patterns :

Good Morning	How are you?/How old are you?
My name is.....	Today is.....
I live in.....	The weather
Days of Week	Months of Year
I'm a boy/girl	

Use: Puppets Posters Songs Chants Pictures.

Every few lessons – review and present new.

2. Simple Instructions

Stand up/ sit down

Listen / Read/ Write

Open/close / the window/the door

Show me/Point to/ Come here/ What no . ?

Color – Draw - Circle

Task: In pairs – decide how you would teach Some of the above.
Present.

Remember- lots of repetition and choral Speaking!

3. Dialogues

1. Show a picture.
1. Ask the pupils in L1 what they think is happening.
1. Present the dialogue:
 - Pupils repeat after you
 - Split the class in $\frac{1}{2}$ - each half plays a role
 - Pupils practice in pairs
 - pupils can present

4. Chants

How are you today, kids (x2)

Great, great

How are you today, kids (x2)

Good, good

How are you today, kids (x2)

So so, (x2)

How are you today, kids (x2)

Not so good (x2)

Topic Teaching

- Feelings ([See sample lessons](#)/activities)
- Colors ([See sample lessons](#)/activities)
- Classroom objects ([See sample lessons](#)/activities)
- Family ([See sample lessons](#)/activities)
- Animals ([See sample lessons](#)/activities)
- Numbers ([See sample lessons](#)/activities)

To teach each topic, the teacher must prepare a bank of pictures, chants, songs, stories and activities WITHOUT INTRODUCING THE WRITTEN WORD!!

ENGLISH CLASS

COLORS

INTRO LEVEL



Hello!

Presentation

Present the colors with flashcards
(repetition-recognition-production)

REMEMBER – NO WRITTEN WORDS. THEY CANNOT READ YET!!

Video Color Introduction [LINK](#)

Video Color Rap Song [LINK](#)

Black

- Which things are black?

- The night is black.



- Olives are black.



White

- Which things are white???

- Snow is white.



- Sugar is white.



- Milk is white.



- Paper is white



Yellow

- Which things are yellow?

- Lemons are yellow.



- Bananas are yellow.



- The sun is yellow.



Red

- Which things are red?

- Strawberries are red.



- Roses are red.



- Some of the apples are red.



- The sky is blue.



- The ocean is blue.



- This flower is blue.



Green

- Which things are green?

- Trees are green.



- Grass is green.



Orange

- Which things are orange?

- Oranges are orange. 😊



- Pumpkins are orange.



Pink

- Which things are pink?

- The flowers are pink.



- This car is pink.



Purple

- Which things are purple?

- Grapes are purple.



Brown

- Which things are brown?


- Chocolate is brown.



Grey

- Which things are grey?


- The mouse is grey.



Light colors and Dark colors

<p>Light Blue</p>	<p>Dark blue</p>
<p>Light green</p>	<p>Dark green</p>

What **color** do you like?



I like...

I don't like...

Practice

How many practice activities can you think of?

[Link for Games/Activities](#)

[Worksheets I](#) [Worksheets II](#)

[Video Lessons](#)

1. Color Dictation
2. Math
4. Connect the color and a picture
5. Games :
 - Guessing Game
 - Bingo
 - Matrix
 - Circle

LESSON CHECKLIST!

- Includes a good practice activity
- Includes simple instructions in English and L1
- Includes appropriate work page
- Activity is one where everyone can participate
- Activity includes only the material previously taught
- Activity is aural-oral (there is no reading involved)

MITF TOOLBOX

RESOURCES

Hanny Fuks



Young Learners



Thank You

Special thanks to my colleague **Renee Binyamini** for sharing pedagogical materials.



Oranim College of Education MITF Webinar

Back to School
Wednesday, May 6, 2020
16:00 – 17:00

Ahava Steinbauer, M.Ed.




Welcome back!

First day back at school after lockdown 🤔😟👦🤮



You may have noticed your students have grown up a little bit since you last saw them...



Suggestions to help students ease back into learning English...

Take it slowly...

Reintroduce Yourself

Re-establish Rapport

Review and Repeat



Suggestions to help students ease back into learning English

Go Back to Basics - Teach Cognates, Review ABCs, Numbers, Days of the Week, Colors, About You, My Friends, Animals, My Feelings, My Family...

Reestablish Routines - Same openings and closings each session (Hello and Goodbye songs...)


Make it Fun - singing songs, using puzzles, playing games in person, coloring, matching...



Why are songs so popular in language learning?

Songs are a wonderful way to:

- provide listening comprehension practice
- reinforce learned language patterns
- introduce and practice speaking new vocabulary
- give pupils feeling of achievement
- add a harmonious atmosphere in a classroom



Teach Cognates @ any level

There are many English-Hebrew cognates that students already know:

Example: balloon - בלוון



Here's an extensive list:

[List of English words used in Hebrew - English in Hebrew](#)



Teach Cognates

pizza - פיצה

pasta - פסטה

pancake - פנקייק

sandwich - סַנְדוּוִיץ

kangaroo - קנגרו

gorilla - גורילה

penguin - פינגווין

zebra - זברה

dinosaur - דינוזאור

dolphin - דולפין

Use worksheets with pictures and give simple, oral directions for pointing, coloring, matching, using numbers, and circling:

Point to the pizza.

Color the sandwich blue.

Circle the gorilla.

Write a number 1 on the penguin.



Teach Cognates



Oral directions:

Point to the pizza.

Color the sandwich blue.

Circle the gorilla.

Write a number 1 on the penguin.



Resources for First Grade

- **Re-establish Hello and Goodbye Routines:**

How are you? How are you today? - Interactive worksheet

- Hello Song: Hello! | Super Simple Songs
- Goodbye Song: Bye Bye Goodbye
- Welcoming Song: Hello Song | Hello Hello How Are You
- One, Two, song: One, two, I like you
- How's the Weather?: How's The Weather?



More Resources for First Grade

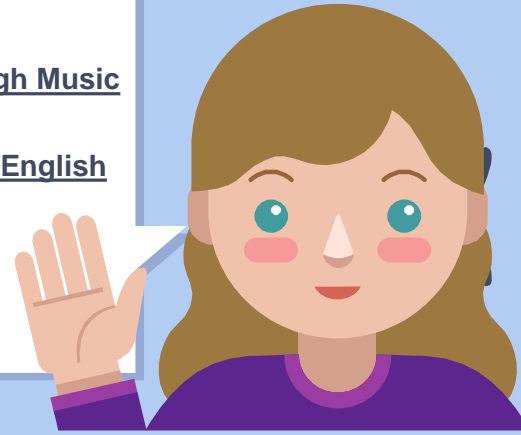
ABCs Song: [The ABC Song](#)

If You're Happy and You Know It: [If You're Happy and You Know It!](#)

Head, Shoulders, Knees, and Toes: [Head Shoulders Knees & Toes](#)
[\(Speeding\)](#)

Clap Your Hands: [How are you? | Emotions song for children | English Through Music](#)

How Are You? Emotions... [How are you? | Emotions song for children | English](#)



Resources for Second Grade

- Reestablish Hello and Goodbye Routines:

How are you? [How are you today? - Interactive worksheet](#)

Hello and Goodbye Routines: [Good Morning Friends Interactive worksheet](#)

How Are You? I'm Fine. Greeting Song: [How are you? I'm fine.](#)

What's the Weather Like Today? Song: [What's the Weather Like Today |](#)

Are You Hungry? Song: [Are You Hungry?](#)

ABC Song with some Hebrew: [English Lesson - Suzy Miller & Children](#)

Goodbye Song: [Bye Bye Goodbye |](#)



Resources for Third Grade

- **Reestablish Hello and Goodbye Routines:**

How are you? [How are you today? - Interactive worksheet](#)

Hello and Goodbye Routines: [Good Morning Friends Interactive worksheet](#)

If You're Happy and You Know It: [If You're Happy and You Know It!](#)

Head, Shoulders, Knees, and Toes: [Head Shoulders Knees & Toes](#)

ABC Song with some Hebrew: [English Lesson - Suzy Miller & Children](#)

Alphabet Occupations Song: ["Alphabet Occupations"](#)

What's the Weather Like Today? Song: [What's the Weather Like](#)

Goodbye, See You Soon Song: [Goodbye, See You Soon](#)



Resources for Third Grade

Beginning Phonics: [Phonics Making Slides and Cubes Templates](#)

I am, you are, he/she is... ["I Am, You Are, He/She Is" Song - Present Simple "To Be" Lesson - Rockin English \(Grammar\)](#)

Speaking Activities: [Speaking Activities](#)



Action songs for all

Learn the chants and act them out:
grades!

Wash Your Hands: Wash Your Hands - Singing Walrus

Itsy Bitsy Spider: Itsy Bitsy Spider Song

Hokey Pokey: Hokey Pokey

Ring Around the Rosie: Ring Around the Rosie

One Little Finger: One Little Finger

Clap Your Hands: Clap Your Hands |

Open Shut Them Song: Open Shut Them

If You're Happy and You Know It: If You're Happy and You Know It!

Head, Shoulders, Knees, and Toes: Head Shoulders Knees & Toes



Resources for all

grades:

Lesson - greetings, names, simple instructions, colors: [Intro Lesson](#)

Act it out - 1,2, I like you: [One, two, I like you](#)

Good Morning Dialogue: <https://www.youtube.com/watch?v=8irSFvoyLHQ>

Learn to Read one syllable words: <https://www.youtube.com/watch?v=8irSFvoyLHQ>

Our toolbox - 1st-3rd Grade Resources:

<https://mitf.masaisrael.org/course/view.php?id=3>

Adventure City Game online: <https://www.eadventure.co.il/?ItemID=2909>

Live Worksheet - colors: [Colours worksheet by victor](#)

Live Worksheet - Prepositions: [Prepositions of place - listening exercise - Interactive](#)

Live Worksheet - There is, There are: [There is - there are Interactive worksheet](#)



Master List of Stories Websites (3rd Grade and above)

[Timmy and Pepe | Short Stories for Kids | Bedtime Stories](#)

[Little Goat | Short Stories for Kids | Bedtime Stories](#)

[The Big Pink Pig | Learn To Read Phonics | Bedtime Stories](#)

[How About You? | Free Kids Picture Books | Bedtime Stories](#)

[It Wasn't Me | Stories for Babies | Bedtime Stories](#)

[My Best Friend | Stories for Kids | Bedtime Stories](#)



Master List of Resources:

Free Illustrations: [Pixabay](#) Free Illustrations

Ministry of Education English from Home:

<https://sites.google.com/view/englishfromhome/resources/elementary?authuser=0>

<http://www.englishclubapp.com/> Great App for Foundation and Beginners

<https://sites.google.com/view/englishfromhome/resources/elementary?authuser=0>

<https://www.eslvideo.com/quiz.php?id=33762#.XmtvGZakW4U.whatsapp>

Create your own live worksheets:

https://www.liveworksheets.com/aboutthis_en.asp



Master List of Resource Websites

<http://www.orianit.edu-negev.gov.il/english/cp/homepage/Victoria%20Barachman%20worksheets.htm>

[ISLCollective](#) [and](#) [Video lessons](#)

[Free ESL Fun Games, Interactive Grammar & Vocabulary Games for Classrooms](#)

<https://wheelofnames.com/view/he/2k2-r3x/>

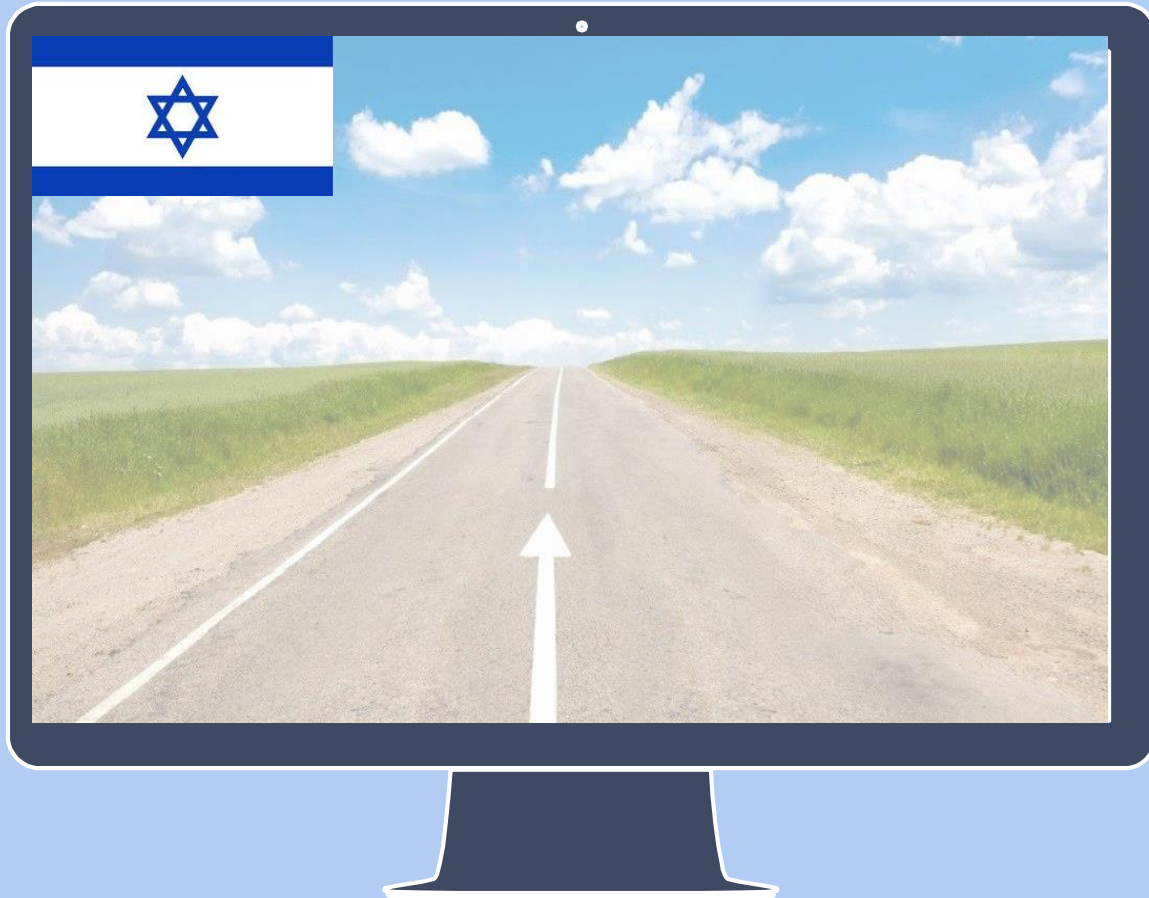
[Live Worksheets](#)

[Greetings and farewells Interactive worksheets](#)

www.ereadingworksheets.com They have lovely short stories with questions.

EdPuzzle - Make any video your interactive lesson. [Edpuzzle](#)





**The
road
ahead...**

